







After 25 years of experience, INDUPANEL keeps investing in new designs, research and development, and new technologies to offer the ultimate solutions for such an important feature as like the entrance door of your home.

A front door defines the house personality, a distinctive element full of symbolism, a state of the art.

DOORBLOCK is a high-end product, consequence of our experience and evolution, defining an exclusive and personal choice.

At entrance doors, INDUPANEL goes further.



**DOORBLOCK** is a complete door system developed by **INDUPANEL**, integrating both the panel **door** (in a wide range of designs, dimensions and finishes), such as **frames** (one or two sidelights, or upper side may be optionally added), and all kinds of **accessories** (knobs, lever handles and bar handles, both standard and integrated), security **locks**, visible or hidden **hinges** and the latest in home **automation systems** (opening by fingerprint or mobile application, removing architectural barriers and facilitating access for people with reduced mobility).

Everything is fabricated using top quality materials to ensure the safety and durability of the final product, looking for the customer's maximum satisfaction.

The high thermal performance of our different cores provides an insulation and energy savings that make this system compliant with Passivhaus standards.

**CORE:** - POLYSTYRENE

- FINISHES:**
- RAL POWDER PAINT
  - WOODGRAIN
  - DECORATIVE FOIL
  - RESIN
  - DEKTON
  - LACOBEL
  - ANODIZED




**ÚNICA** is **INDUPANEL'S** most special collection. Inspired by a selection of large constellations whose names come from ancient Greek and Roman mythologies, the **ÚNICA** model's collection gathers the beauty and uniqueness of the stars and aim to somehow convey an extraordinary story full of strength and splendour.

Beyond the myths, fantastic beings, divine fighting's... the objective is achieving a different perception of the front door, seeking a conceptual transcendence.

With sets of reliefs, metal-imitating resins, and ad hoc pull handles, these models combine innovation, aesthetics and their own personality.

EVERY TEXTURED DOOR IN THE **ÚNICA** COLLECTION IS MADE IN A ARTISANAL WAY AND PRESENTS A HANDMADE FINISH, SO NO TWO ARE EXACTLY THE SAME, RESULTING IN A UNIQUE AND EXCLUSIVE PIECE.

Enter a new galaxy of front doors.





ÚNICA

ALYA




ANDRÓMEDA



ANTARES



AQUILA




ATRIA



CASIOPEA




CORVUS 



CRUX



DRACO




ELECTRA 



ERÍDANO




FORNAX GLACIAR



MAIA



MIZAR 







TRILIUM

**INDUPANEL** incorporates the latest design trends for industrial or minimalist styles, by using **DEKTON**, a surface with high resistance to UV rays and high temperatures, ice, abrasion, stains and scratches.


A wide variety of surprising colors and textures, which allow you to achieve great versatility for your project, unleashing creativity and adapting to the space you inhabit. A range of finishes with which you will achieve an incomparable aesthetic and a surprising result.



ARGA



AURA15



KELYA



LAURENT



LAOS



KRETA



REM





**BASIC**  
RAL 9016  
Acc MA 10



**BASIC**  
RAL 9016  
Concealed handle



**3LINE**  
RAL 9016  
Acc MA 10



**3LINE**  
RAL 9016  
Concealed handle



**3LINE - GLACIAR**  
RAL 9016  
Concealed handle




**FULLY GLAZED**  
RAL 7016  
Acc MA 10



**IP-3**  
RAL 7016  
Acc MA 10



**4LINE**  
RAL 7016  
Acc MA 10



**4LINE**  
RAL 7016  
Concealed handle




**4LINE - GLACIAR**  
RAL 7016  
Concealed handle



**LACOBEL**  
RAL 9005  
Concealed handle



**LACOBEL / GLASS**  
RAL 9005  
Concealed handle



**5LINE**  
RAL 9005  
Acc MA 10



**5LINE**  
RAL 9005  
Concealed handle



**5LINE - GLACIAR**  
RAL 7016  
Concealed handle





A new design,  
defined by a series  
of enveloping  
spirals that groove  
the door's surface.

With a dazzling  
finish, the  
combination  
creates a modern  
and very bold door.



**NEW** | **ELECTRA**  
Colour: Aged gold resin  
Accessory: Concealed handle 9005  
Details: Grooves





We've transformed the concept of a pivot door and gone one step further with this system in which the door enters the sidelight and the sidelight enters the door, creating a spectacular sense of depth.



**NEW** | MIZAR  
 Colour: Earth Clay  
 Accessory: MA 4  
 Details: Interlock pivot





The combinations of this design, with central lacquered glass, on a wood or RAL finish, offer various results, all of them resplendent.



**NEW** | CORVUS  
 Colour: Foil 20057005  
 Accessory: MA 10  
 Details: Lacobel Glass





**ALYA**  
 Colour: Foil 4703001 / RAL 9016  
 Accessory: Concealed handle  
 Details: Vertical square trims 50x40 mm  
 Fingerprint scanner



**ALYA CONCEALED HANDLE**  
 Colour: Golden oak  
 Accessory: Concealed handle RAL 9005  
 Details: Vertical square trims 50x40 mm

This new design is influenced by the Nordic style, identified by its vertical square trims, that give it a surprising 3D shape and solid appearance.

The configuration of this model is available with a concealed handle or a standard bar handle, and even a disguised solution by having on slightly projected square trim with a side milled recessed handle.

**ALYA VISIBLE HANDLE**  
 Colour: Golden oak  
 Accessory: MA 10  
 Details: Vertical square trims 80x20 mm







**ALYA 2**

Colour: Embero 802 / RAL 9005  
Accessory: Concealed handle Alya 2  
Details: Vertical square trims 50x40 mm

The versatility of the width and depth of these vertical trims, together with the combination of the different skins and trim finishes, and the available handle options, provide it a wide variety of results.







**ATRIA**  
Colour: Foil 4703001  
Accessory: Atria BROWN OXIDE

With its own integrated handle in the door skin, this new model offers multiple combinations of finishes, achieving a wide variety of results.

This pull handle is fully recessed into the door surface and has a flush metal piece which is used to pull, either from above or below.



**ATRIA**  
Colour: Foil 4703004  
Accessory: Atria RAL 9005





Another integrated handle is this MAIA model. It is recessed in the door panel, positioned horizontally, with enough space for an ergonomic grip.

**MAIA**  
Colour: Golden oak  
Accessory: Maia RAL 9005







An industrial finish imitating  
cement, with irregular  
textures, characterizes this  
new design.

Minimalist and sober, in  
neutral tones, and with  
a robust aesthetic, this  
door provides a touch of  
authenticity  
at your entrance.



**CRUX**  
Colour: Microcement  
Accessory: CRUX





**FORNAX**  
 Colour: RAL 7021  
 Accessory: MA II  
 Details: Grooves



**FORNAX GLACIAR**  
 Colour: RAL 9011  
 Details: Stainless steel





**DEKTON AURA15**  
 Frame: DEKTON AURA15  
 Accessory: SQ 10 and THUMBTURN



**ANDRÓMEDA**  
 Colour: Foil 1660857 Sahara Cement  
 Accessory: Concealed handle  
 Details: 3D piece  
 LED lighting





**CASIOPEA**  
Colour: Foil 436-9024  
Sahara oxide  
Accessory: Casiopea

Majestic design  
with a finish that simulates  
oxide effect, with the pull  
handle as the undisputed  
protagonist.

Its large size covers a  
wide part of the door, and  
its slightly curved shape  
provides dynamism and  
ergonomics for a perfect  
handling.







## ERIDANO

Colour: Foil 20057004 Desert Oak  
3D piece: RAL 9005  
Details: Stainless steel RAL 9005

With the contrast as a purpose, this piece with organic shapes inspired by the nature, is added to create a three-dimensional experience and unique sensations to the touch.







**AQUILA**  
Colour: Oxide resin  
Accessory: UNICA 10  
Details: Three-dimensional  
surface

Set consisting of  
overlapping pieces of  
different sizes and depths,  
with rough texture and oxide  
imitation finish, resulting in a  
powerful and eye-catching  
visual style.







#### DRACO

Unique design  
made of resin,  
rough textured in a  
geometric design  
with the handle  
and aged gold  
finished








#### ANTARES

Made of resin, with a smooth textured part and another rough textured with a spatula effect. Finished in bronze and handle covered with python leather







#### LACOBEL

A spectacular finish is achieved by this lacquered glass, with a uniform shine that provides great luminosity and elegance



With smart glass option, which allows to switch between an opaque or transparent finish, simply by pressing a button.

#### LACOBEL / GLASS

Colour: Black Lacobel  
Accessory: Concealed handle with LED  
Details: Fingerprint opening





## CONCEALED HANDLE

Opening system with a **concealed handle**, longitudinally drawn (parallel to the edge of the panel), with an ergonomic opening for a comfortable inner hand grip, giving a clean surface to the door appearance and avoiding any overlapping elements.

This system also allows the incorporation of a LED lighting, a flexible strap that perfectly fits inside the handle and gives a dim light, providing a brilliant result to the door overall assembly.

The size and position of this handle is totally customizable and adaptable to the design of each door, either in the same panel finish or a different one to get a contrast.



### 4LINE

Colour: RAL 7016  
Accessory: Concealed handle  
Details: Fingerprint/keyboard opening





#### ALYA

Colour: Foil 474703001 / RAL9016  
Accessory: Concealed handle  
Details: Fingerprint opening

## PIVOT DOOR SYSTEM PIVOT80

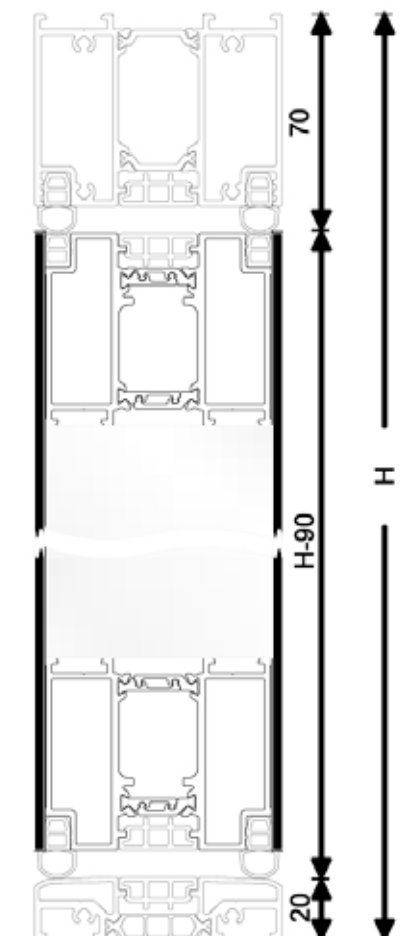
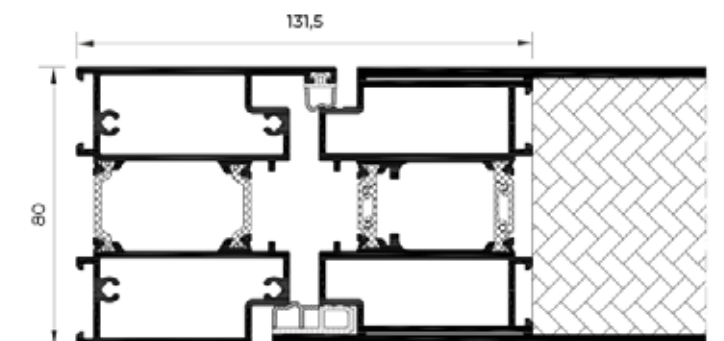
PIVOT DOOR SYSTEM, BONDED ON BOTH SIDES

All pivot doors come with the following basic features:

- 80 mm thickness profile
- 80 mm thickness panel
- 25 mm THICKNESS ALUMINIUM SHEET
- FLUSH PANEL WITH FRAMES BOTH SIDES
- 3 POINTS LOCK
- Glass thickness for sidelights: 32 mm (Consult other values)
- Core EPS ( $\alpha=30 \text{ kg/m}^3$ )
- Maximum door height: 4.000 mm
- Maximum door width: 2.300 mm
- Aluminium frame and panel in powder paint finish
- Thermal seal with shear-free insulating profile (page 51)
- Safety cylinder
- Low threshold in between the side frames
- EPDM joints
- Lever handle

#### Optional extras:

- Motorised lock, with different types of electronic openings available: fingerprint, bluetooth, code... (page 57)
- Handle: concealed (page 44), from catalogue (page 59), customized...
- High safety cylinder (page 63)
- Thumbturn (page 63)
- Hidden door closer (page 65)
- Motorised opening (page 65)
- Electronic wireless spyhole (page 65)
- Sidelight: glazed, paneled, bonded...







## DOORBLOCK SYSTEM

### COMPLETE BONDED DOOR SYSTEM ON BOTH SIDES

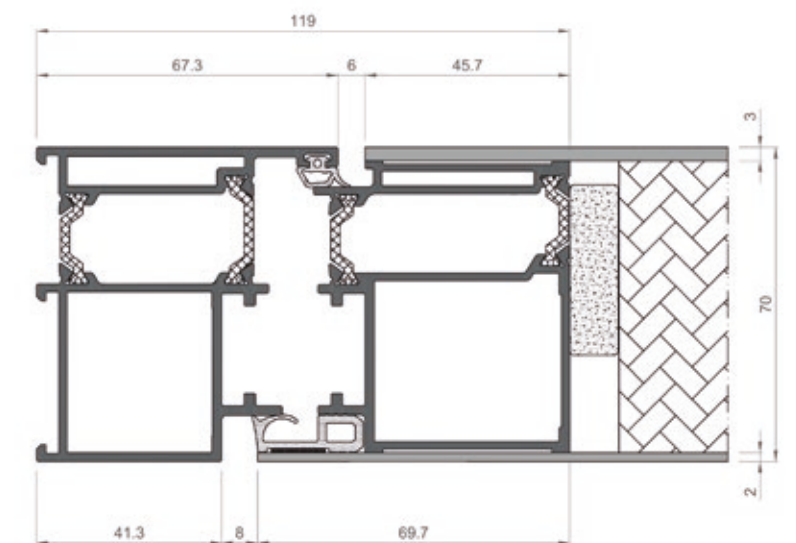
All DOORBLOCK doors come with the following basic features:

- 70 / 80 mm thickness profile
- 70 / 80 mm thickness panel
- 2'5 mm THICKNESS ALUMINIUM SHEET
- FLUSH PANEL WITH FRAMES BOTH SIDES
- 3 POINTS LOCK
- VISIBLE HINGES (at least 3, powder painted in the color of your choice, except woodgrain)
- Glass thickness for sidelights: 24 mm and 40 mm (Consult other values)
- Core EPS ( $d=30 \text{ kg/m}^3$ )
- Maximum door height: 3.000 mm with visible hinges  
2.700 mm with hidden hinges
- Maximum door width: 1.800 mm with visible hinges  
1.500 mm with hidden hinges
- Aluminium frame and panel in powder paint finish
- Solid panel or panel with triple laminated glass and double chamber for better insulation
- Thermal seal with shear-free insulating profile (page 51)
- Safety cylinder
- Low threshold in between the side frames
- Lever handle
- Air permeability: **CLASS 2**
- Watertightness: **CLASS 2A**
- Wind resistance: **CLASS C4**
- Impact resistance: **CLASS E**
- Maximum acoustic insulation: **Rw-28 (-4; -4) dB**
- Thermal transmittance: **Uw-11 W/m<sup>2</sup>K**

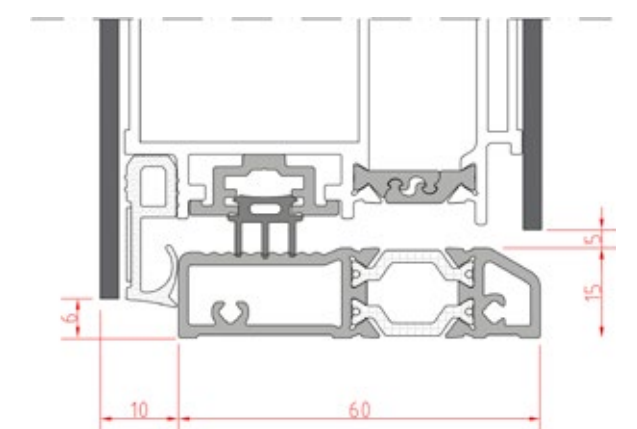
### Optional extras:

- Motorized lock, with different types of electronic opening available: fingerprint, bluetooth, code... (page 57)
- Handle: concealed (page 44), from catalogue (page 59), customized...
- Hidden hinges (at least 3) (page 62)
- High safety cylinder (page 63)
- Thumbturn (page 63)
- Hidden anti-lever system (page 63)
- Hidden door closer (page 65)
- Motorised opening (page 65)
- Electronic or digital wireless spyhole (page 65)
- Double door
- Sidelight: glazed, paneled, bonded...

TESTS CARRIED OUT ON DOORBLOCK 70, PLAIN, 2300 X 1.000 mm



DOOR THRESHOLD:







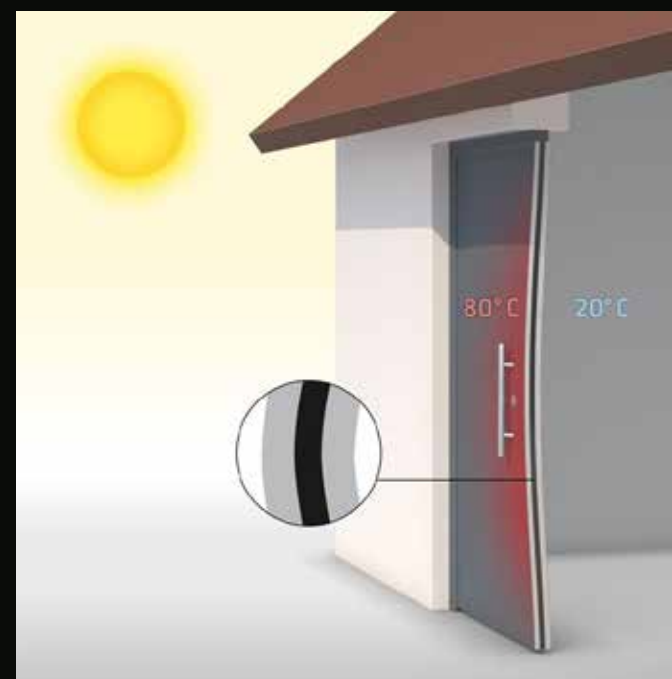
**4LINE GLACIAR**  
 Colour: RAL 7016  
 Accessory: MA 13  
 Details: Stainless steel

## SHEAR-FREE INSULATING PROFILE

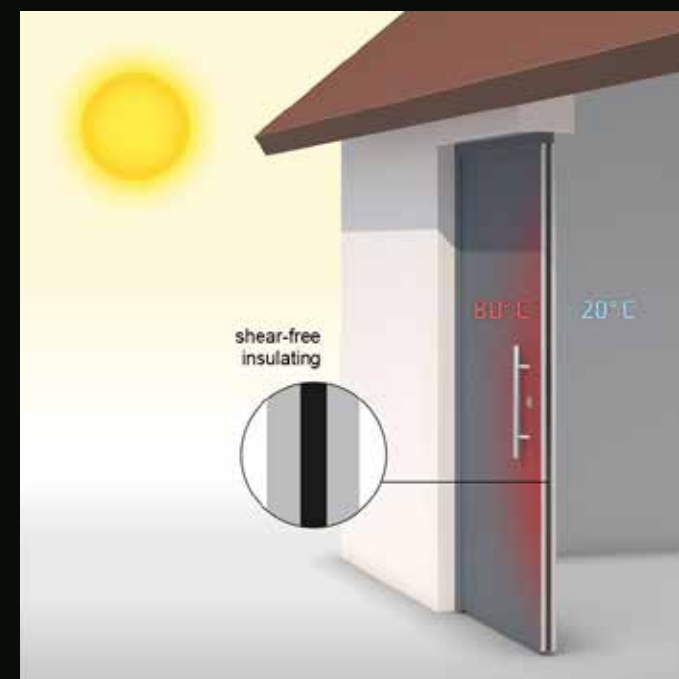
Minimizes the longitudinal expansion produced by the outside-inside temperature difference

This polyamide keeps the door in perfect shape even when there are extreme differences between the external and internal temperature. It consists of two intermeshing parts which, with temperature-related, differing linear expansion of the inner and outer shells, the two parts move against one another.

This generates a moveable, corrective insulating zone which minimises the bi-temperature effect and reduces deformation effectively.




In an aluminium assembly with a conventional insulating profile, the large temperature difference causes the door to become deformed.



When the shear-free insulating profile is used, the differing linear expansion values of the inner and outer shells are evened out effectively.

## BENEFITS:

- No shear: minimization of the bi-temperature effect compared to flexible and rigid profiles to shear
- Minimum elastic shear stiffness  $c$  and low shear strength  $T$
- Optimized geometry for high transverse tensile strength  $Q$
- Can be assembled and coated as a traditional insulating profile







**7LINE**  
 Colour: Foil 20057005 Montain Oak  
 Accessory: MA 13

- ① ALUMINIUM PANEL, 70 OR 80 mm THICKNESS FRAMES, BONDED ON BOTH SIDES, WITH 2'5 mm THICKNESS SHEET
- ② ALUMINIUM FRAME WITH THERMAL SEAL AND SHEAR-FREE INSULATING PROFILE
- ③ CONCEALED HANDLE AND INTERIOR/ EXTERIOR ACCESSORIES (LEVER HANDLES AND BAR HANDLES)
- ④ MULTIPOINT SECURITY LOCK
- ⑤ AUTOMATIC OPENING SYSTEMS (FINGERPRINT, BLUETOOTH...)
- ⑥ DOOR LOW THRESHOLD
- ⑦ TRIPLE LAMINATED GLASS AND DOUBLE CHAMBER
- ⑧ VISIBLE OR HIDDEN HINGES
- ⑨ SAFETY CYLINDER
- Ⓢ ANTI-LEVER SYSTEM



MOD. LO5



# Yolodoor

THE SMART DOOR THAT RECEIVES YOUR ONLINE PURCHASES

Yolodoor is the first smart door that integrates into any home, offering freedom, comfort and security. It is connected to your smartphone so you have total control over your home.

- You will be able to receive your purchases at home.
- Return your purchases without waiting.
- Open the intercom from the app.
- Open without keys.
- Give access to family and friends.
- Connect your integrated alarm.
- Open your garage door.

## ① GATE

Security sliding gate for parcel reception 290X470mm

## ② PLATFORM

Motorised folding platform with a load capacity of up to 10kg

## ③ FINGERPRINT READER

Fingerprint reader integrated in the door handle.

## ④ SMART INGOT


The heart of the door. A smart ingot of galvanised steel with Yolodoor technology.

## ⑤ ELECTRONIC LOCK


Motorised electronic lock, with digital and analogue opening, with three-point security.

## ⑥ SAFETY SENSORS

Proximity security sensor with volumetric presence alert and alarm.







## NEW

### TAURO EMBEDDED HANDLE

#### FINISH OPTIONS:

- DEKTON
- LACOBEL
- RAL
- FOIL...

FINGERPRINT OPTIONAL  
LED LIGHTING OPTIONAL

## OPENING SYSTEMS

### FINGERPRINT SCANNER

- Up to 20 users
- Light ring to signal system feedback and operating modes
- Installed in the door leaf or handle
- Available in stainless steel gray or black
- Freedom to leave the house and open the door without having to carry the key, smartphone, card, etc.
- Highest security: only authorised persons can unlock the door
- Highest level of counterfeit protection
- Recognizes the growth of children's fingers and changes in user habits as well as minor injuries
- Temporary access authorizations possible
- Access log shows all activities of the last 30 days
- Possibility of unlocking the door, via smartphone, from anywhere
- Message to the smartphone when opening the door
- Connection with the Alexa virtual assistant from Amazon



### FINGERPRINT / KEYPAD OPENING **N**

- Storage for up to 100 fingerprints, 150 number sequences, and 1,000 RFID tags
- LED Indicator for authorized access
- Installed on the door leaf. Dimensions: 24 x 78 x 16 mm (W x H x D)
- Mobile app for access control, with immediate push notifications for each entry
- Self-learning for changing fingers (children, injuries, etc.)
- Remote opening from any distance
- Access authorizations by day and time, or for single use
- External relay unit for burglary protection
- Compatibility with Alexa and Google Home



### CAMERA DOORBELL **N**

- Device with integrated doorbell, fingerprint reader, video camera, and intercom
- Storage for up to 100 fingerprints, 150 numeric codes, and 1,000 RFID cards
- Built-in Wi-Fi (allows remote door opening and closing via mobile app)
- Installation on door or wall
- Camera with night vision function
- Built-in intercom
- Comprehensive protection and security against manipulation
- Dimensions: 55.7 x 132.4 x 20.4 mm (W x H x D)







**BASIC**  
Colour: RAL 9005  
Accessory: MA19

## BAR HANDLES



500 mm  
700 mm  
1200 mm  
1800 mm

W=30 mm

MA 4\_Steel



500 mm  
700 mm  
1200 mm  
1800 mm

Ø19 mm

MA 5\_Steel



500 mm  
700 mm  
1200 mm  
1800 mm

Ø30 mm

MA 8\_Steel



500 mm  
700 mm  
1200 mm  
1800 mm

Ø30 mm

MA 10\_Steel



330 mm  
680 mm  
1030 mm  
1630 mm

Ø30 mm

MA 11\_Steel



500 mm  
700 mm  
1200 mm  
1800 mm

W=40 mm

MA 13\_Steel



MA 18\_Steel  
300x150 mm




CASIOPEA\_Steel  
1625x75 mm


• Available in satin and bright steel     Consult other finishes




LEVER HANDLES




SQ 9\_Satin steel





SQ 10\_Satin steel




SQ 10\_Black




SQ 11\_Black 





SP 1\_Bright chrome




SP 2\_Satin chrome




SP 3\_Bright chrome / Wengué 




SP 4\_Bright chrome




SP 5\_Cooper





SP 6\_Bronze





SP 7\_Anthracite




SP 9\_Bright chrome / Brown leather 




 Consult other finishes




 No outdoor treatment


KNOBS




PM 1\_Satin steel  
080 mm




PM 1\_Black




PM 10\_Satin steel  
100x400 mm




PM 11\_Satin steel  
100x200 mm




PM 14\_Satin steel  
70x70 mm



PM 17 - Black  
70x70 mm  
- White  
- Nickel  
- Slate stone




 Consult other finishes

EXTERIOR KEYHOLE




BOC 11\_Black


INTERIOR KEYHOLES




BOC 1\_Satin steel  
050 mm




BOC 1\_Black




BOC 2\_Satin steel




BOC 6\_Satin steel  
50x50 mm




BOC 7\_Satin steel  
50x30 mm



BOC 10\_Satin steel



 Consult other finishes





**TWO-LEAF HINGES**

- Supported leaf weight: up to 100 kg (with 3 hinges)
- Consult options for more weight



**THREE-LEAF HINGES**

- Indicated use for doors with a height greater than 3 m
- Supported leaf weight: up to 130 kg (depending on height)
- Consult options for more weight



**HIDDEN HINGE**

- Best highlighting of the door design
- Adjustable in 6 directions
- Maximum opening angle 105°
- High security level
- Maintenance-free
- Includes thermal break
- Supported leaf weight: up to 180 kg
- Consult options for more weight



**STANDARD SAFETY CYLINDER**

- Double profile
- Flat nickel-plated brass key with 6 pistons
- Anti-drill bar in the cylinder body
- 30° DIN cam
- Property card
- Standard security level

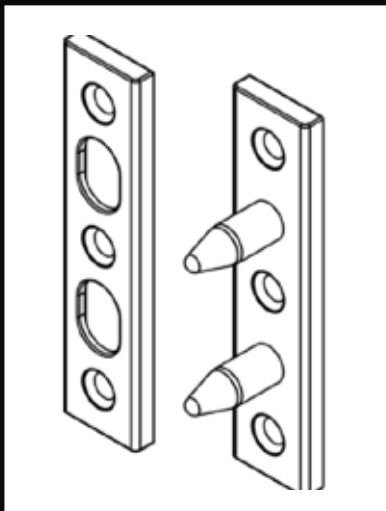
**HIGH SAFETY CYLINDER (OPTIONAL)**

- Double nickel-plated European profile
- Double function (opening with key inserted)
- Encryption with 14 pistons
- Reversible nickel silver key
- Registered and protected key profile
- Bumping resistant
- Drill protection on body and rotor
- Stainless steel encryption pistons
- Anti-extraction bar
- 30° DIN cam
- Property card



**HIDDEN ANTI-LEVER SYSTEM**

- Anti-lever safety lock with double reinforcement hinge



**THUMBTURN**

- This cylinder protects against unwelcome visitors. With a 11 pin reversible key system, it has been designed to withstand tampering techniques such as bumping, picking and drilling. Furthermore, it's equipped with a special anti-snapping bar in harmonic steel, designed to increase resistance to breakage or extraction.





## AUTOMATIC LOCKS



## MOTORIZED OPENING

- Easy-access door system
- Manual or automatic activation option (fingerprint, code, app, etc.)
- When the lock is activated, the deadbolts retract, unlocking the door

## ACCESSORIES



### ELECTRONIC SPYHOLE

- 3.2 inch digital spyhole
- Good visibility even in low light conditions
- 105° viewing angle
- Easy installation and handling
- For panels from 24 to 100 mm thick
- Battery: 2x AAA batteries



### ENTRY PHONE

Allows a temporary activation of the door, with simple one-handed operation or motorized unlocking




### HIDDEN DOOR CLOSER

- Integrated door closers are fully housed inside the door leaf. The sliding guide is only visible when the door is opened. The strength and speed of closing, the hydraulic final stroke and the hydraulic damping on the opening can be conveniently adjusted during the installation.

Maximum weight: 180 kg  
Maximum length: 1.400 m  
Maximum opening: 120°





Follow us!



 [www.indupanel.es](http://www.indupanel.es)  
 [web@indupanel.es](mailto:web@indupanel.es)  
 +34 981 68 55 67

EDICIÓN 2025

The products shown in this catalogue may suffer design modifications due to technical adjustments.  
Colours may not be 100% representative of the real products.



